

How to Find the “Academic Advising – Class of 2023” Sakai Site

First, [Click here](#) to add yourself to the “Academic Advising - Class of 2023” Sakai site.

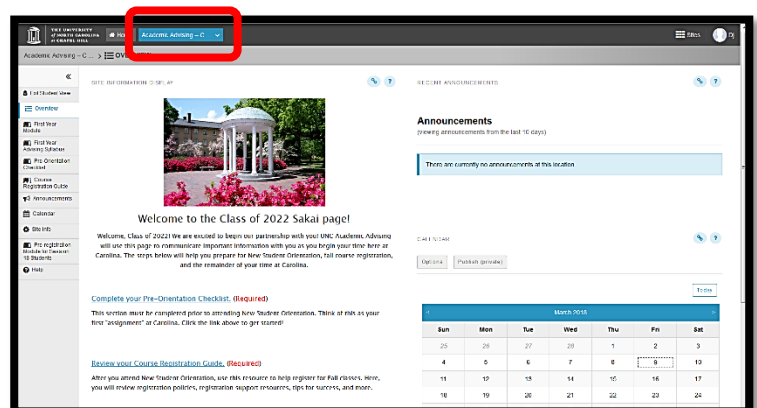
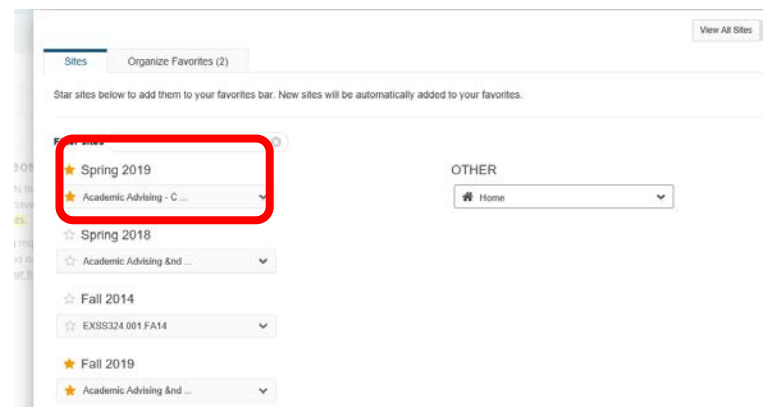
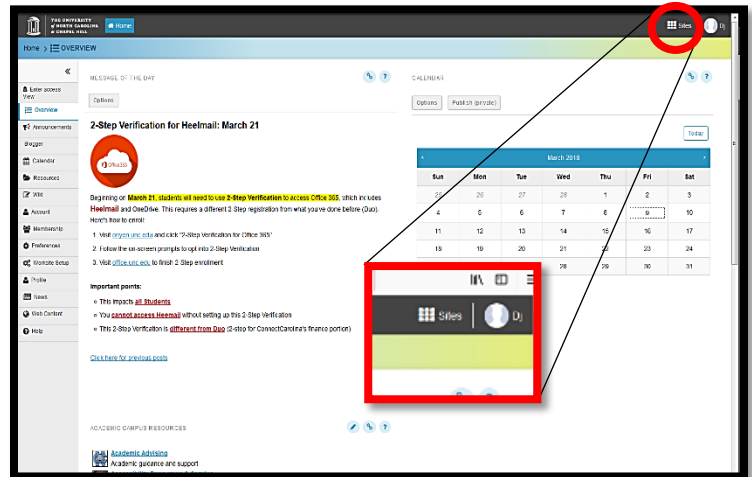
1) Locate the “Sites” tab in the upper right corner. Click on “Sites.”

2) You should see a list of “sites” starting with **Spring 2019**. Under Spring 2019, you should see a box that says “Academic Advising – Class of 2023.”

This is where you will receive information throughout the summer about the pre-orientation items as well as post-orientation resources.

3) While you have this screen up, “favorite” the site so that it will appear on your home screen when you sign in to Sakai. In order to favorite the site, click on the **star** beside the site name. Then click the **X** in the corner to close the sites tab. Sakai will ask you to reload the page. Click on “reload”.

4) You should now see the Class of 2023 site on your home Sakai page. Click on it to begin reviewing information and dates.



*****When you sign up for classes each semester, you will automatically be added to the Sakai site anywhere between 3 weeks before the start of the semester and the first few days of class. All of your courses will appear under the “Sites” tab, and you can favorite them so that they appear on your home page.*****